

Single Poke Home Contact; Wire-To-Board

Series 70-9296



The Industrial and Solid State Lighting markets continue to look for new products which will reduce size and cost without jeopardizing performance. The new dual-beam boxed contact system from AVX surface mounts to a PCB and provides a simple and reliable wire termination without soldering of the wire. The unique contact design integrates several key features within the stamping to facilitate SMT pickup, wire guidance, high force retention and easy wire removal. Combined, these features provide all of the benefits of a full function connector, without the added cost of the insulator and labor.

This first product within the projected family will accept 12-20AWG solid and stranded wires. Once the contacts are soldered onto the PCB, wires need to be stripped to length (twisted if stranded) and inserted into the open end of the box contact. As the wires are pushed in, upper and lower tines guide the wire down the center of the contact deflecting the right and left contact tines until the wire reaches the wire stop. Wires can be removed by twisting the wire out and or using a small blade removal tool to help release some of the contact force.

APPLICATIONS

- Industrial/Ruggedized Wire-to-Board applications
- Replace hard soldering of wire to a PCB
- Reference Product Specification 201-01-143

FEATURES AND BENEFITS

- Dual Beam box contact provides maximum mechanical stability and wire retention
- Tape and reel packaged for automated SMT placement
- Staged current rating based on AWG, maximum is 20A (12AWG)
- Increased functionality with the single contact placement ability; multiple contacts and/or specific individual locations

ELECTRICAL

- Current Rating: 12AWG: 20A, 14AWG: 16A, 16AWG: 14A, 18AWG: 12A and 20AWG: 10A
- Voltage Rating: Based on placement distance

ENVIRONMENTAL

- Operating Temperature: -40°C to +125°C

MECHANICAL

- Contact Material: Copper Alloy
- Contact Plating: Tin over Nickel
- Durability 5 Cycles

HOW TO ORDER

70
Prefix
70 = Contact

9296
Series

001
Number of Ways
001 = 1

00X
Contact Size

| Code | Contact Size | Wire Gauge | Max Insulation |
|------|--------------|------------|----------------|
| 004 | 4mm Contact | 12-20 AWG | 3.4mm Ø |

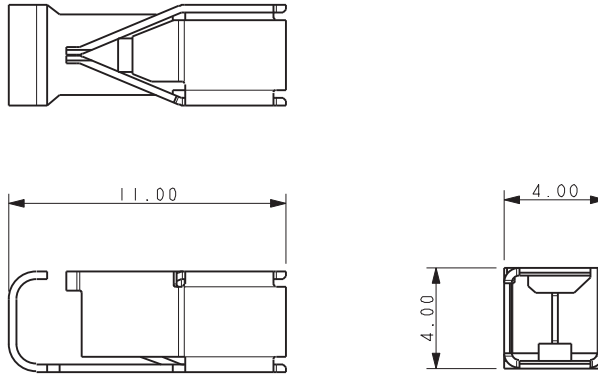
006
Plating Option
Tin all over



Single Poke Home Contact; Wire-To-Board **AVX**

Series 70-9296

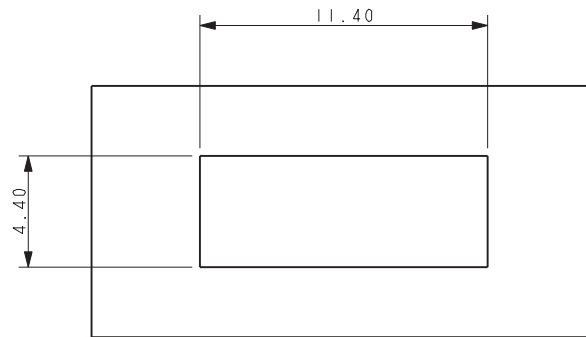
70-9296-001-004-008 4MM POKE HOME CONTACT



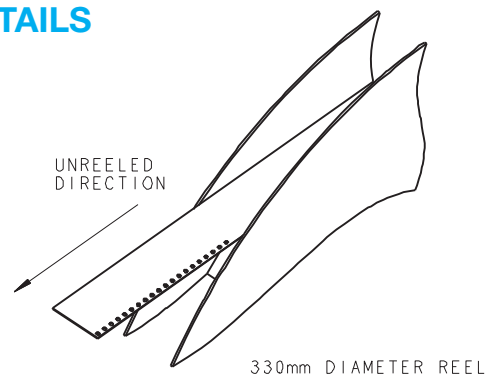
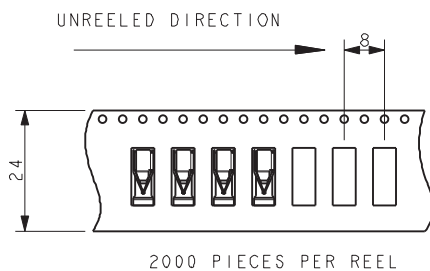
NOTES:

1. FOR FURTHER INFORMATION REFER TO ELCO SPECIFICATION 201-01-143 AND APPLICATION NOTES 201-01-150.
2. MATERIAL: TIN PLATED PHOSPHOR BRONZE.
3. PACKING IN TAPE AND REEL, 2000 PIECES PER REEL.
4. FOR WIRE TRIM DETAILS REFER TO PAGE 60.

SUGGESTED PCB LAYOUT



PACKING DETAILS

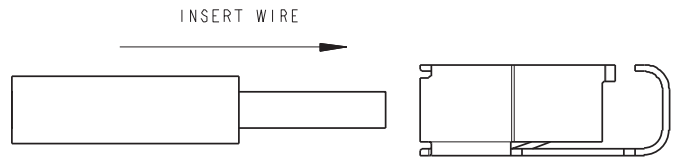
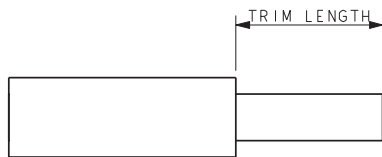
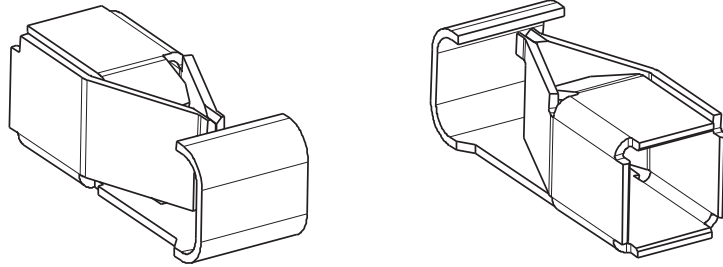


Single Poke Home Contact; Wire-To-Board

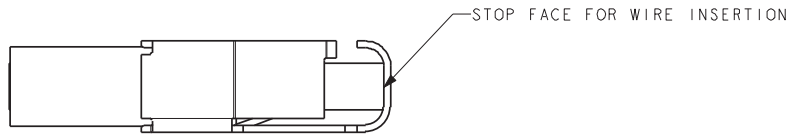
Series 70-9296

CONNECTOR ASSEMBLY


FOR FULL DETAILS REFER TO APPLICATION NOTES 201-01-150



| Wire Size | Trim Length |
|------------------------|-------------|
| 12AWG and 14AWG | 6.5 ± 0.5mm |
| 16AWG, 18AWG and 20AWG | 5.5 ± 0.5mm |



CONTACT OPENING TOOL 06-9296-7001-01-000



TOOL TO OPEN THE CONTACT
TO INSERT/WITHDRAW WIRE.
REFER TO APPLICATION
NOTES 201-01-150.